
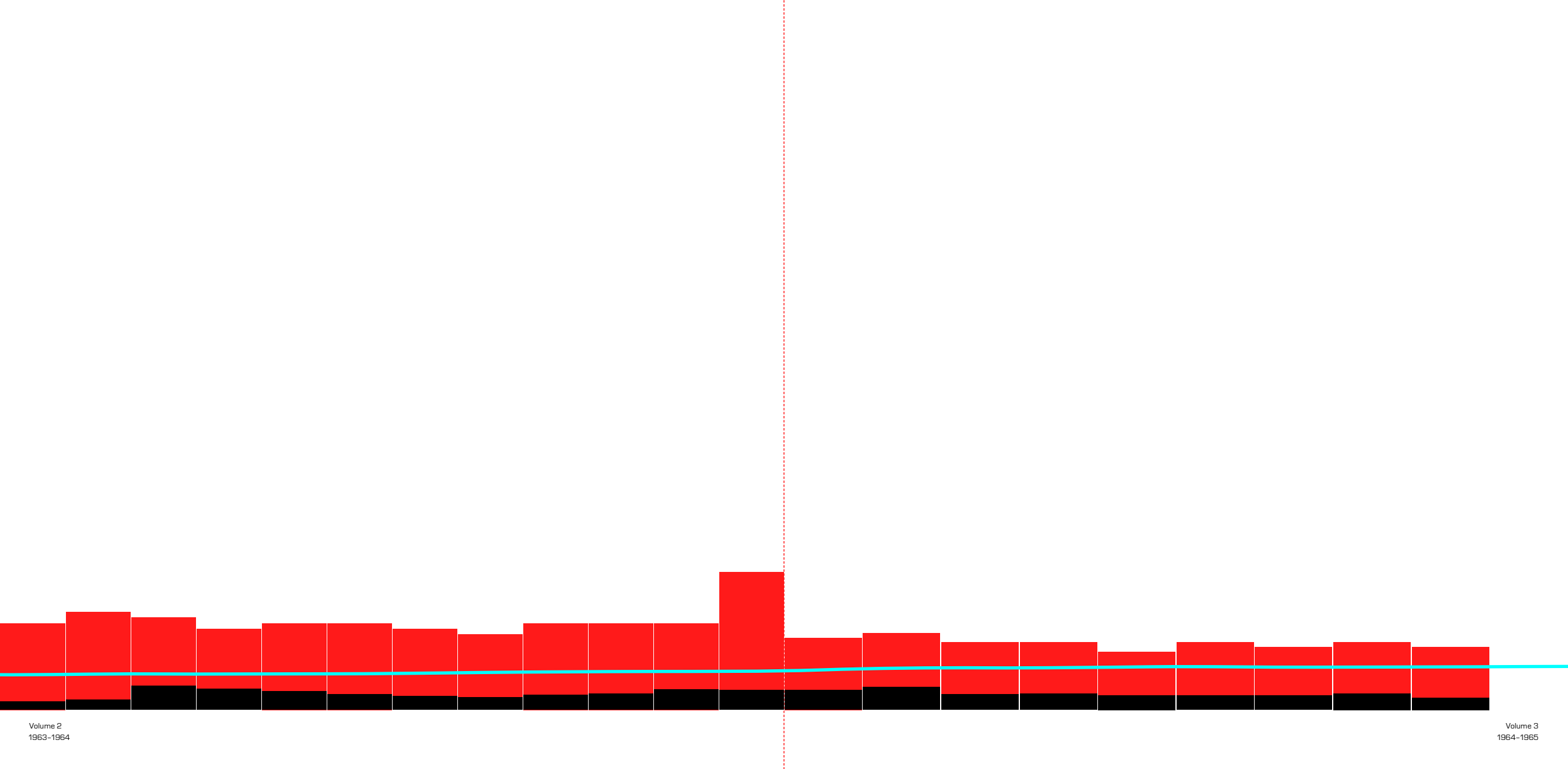


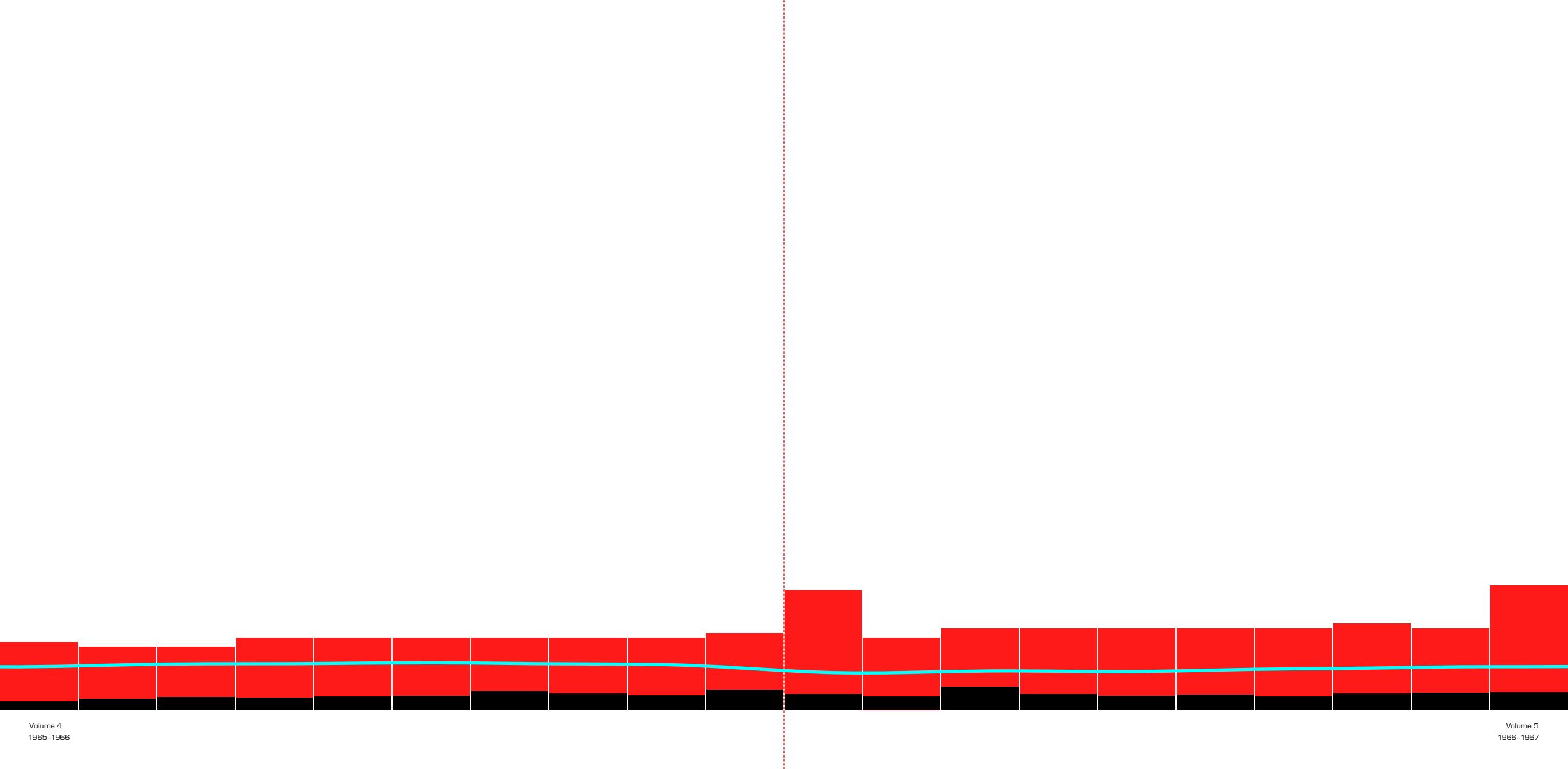
DIGITAL PROOF
PLEASE REMEMBER TO ZOOM IN

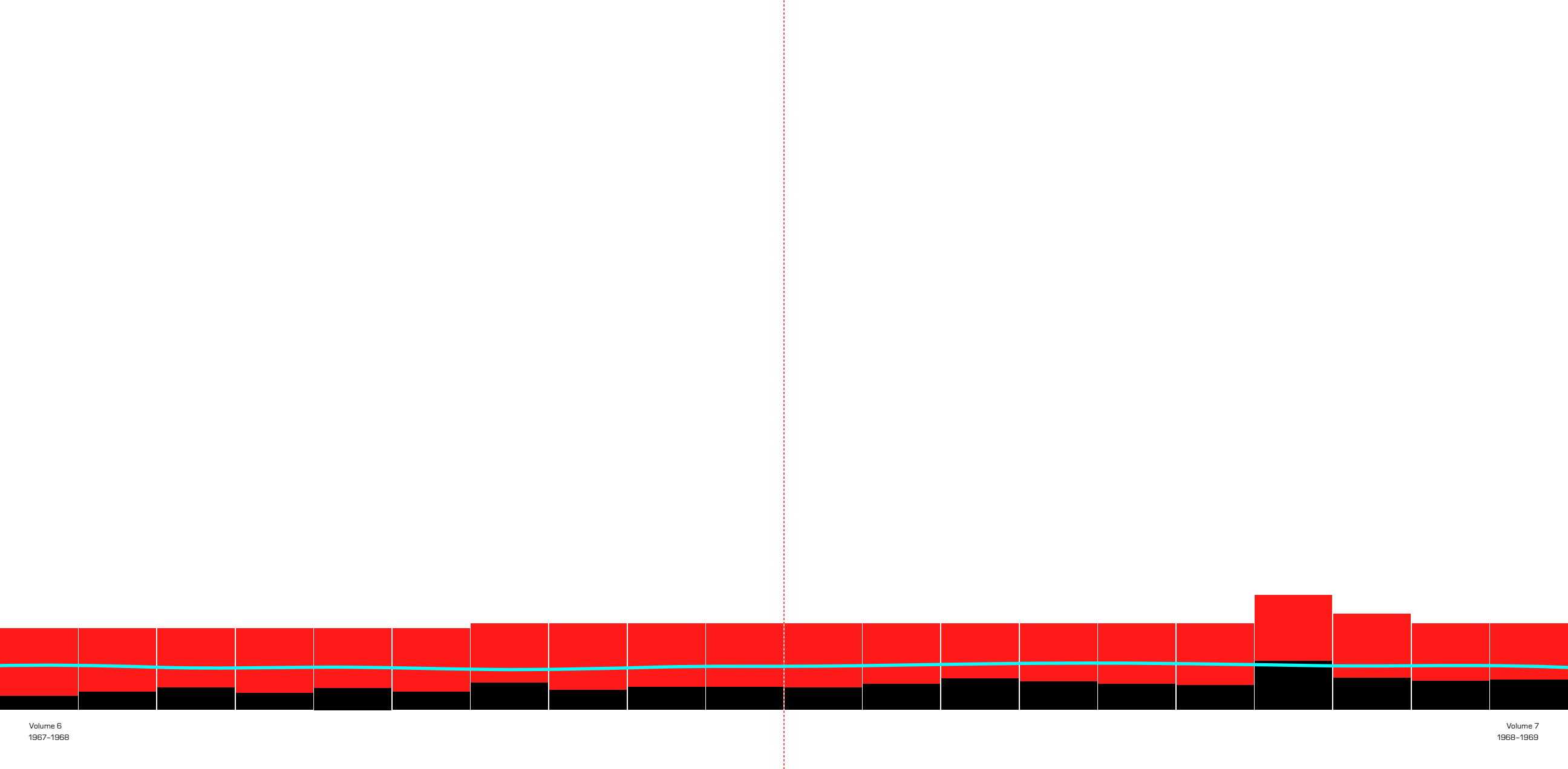




Volume 2
1963-1964

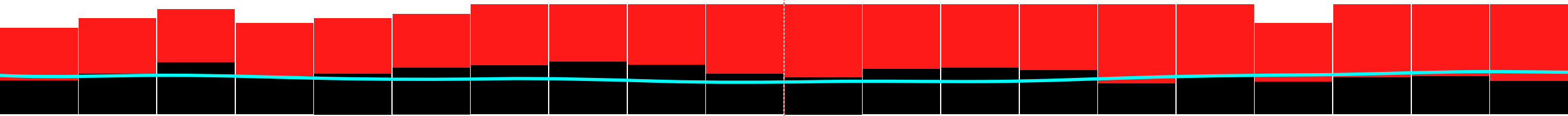
Volume 3
1964-1965

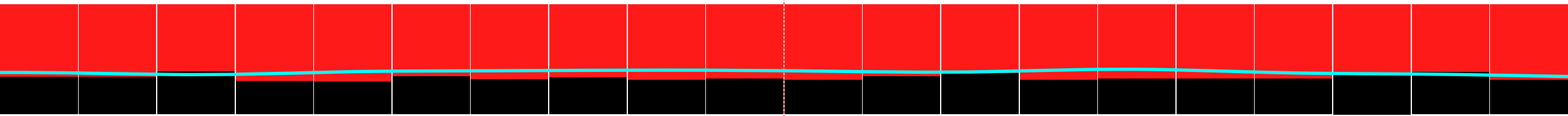


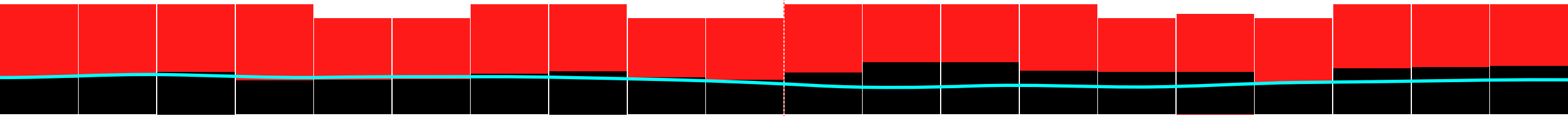



Volume 6
1967-1968

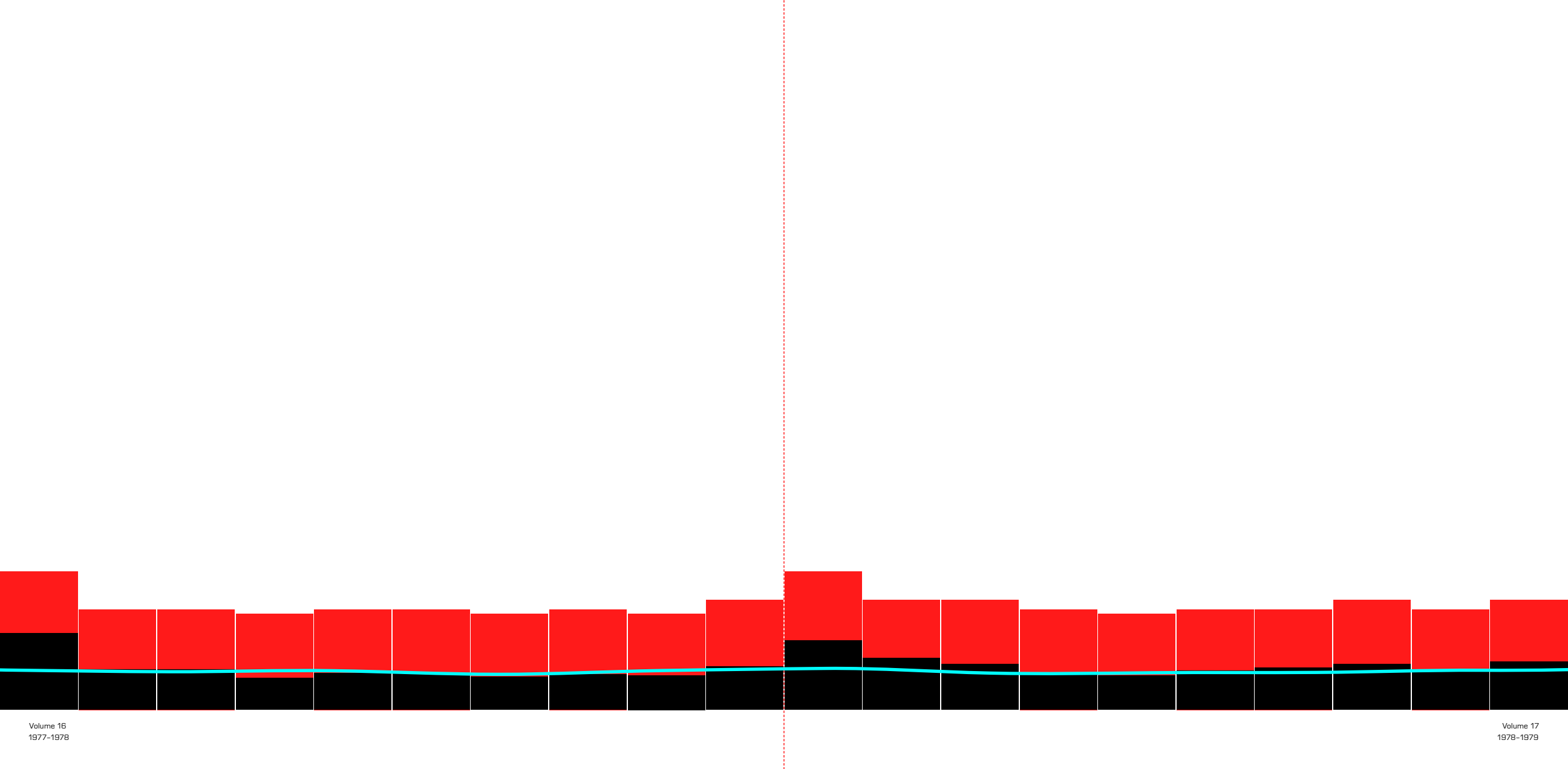
Volume 7
1968-1969





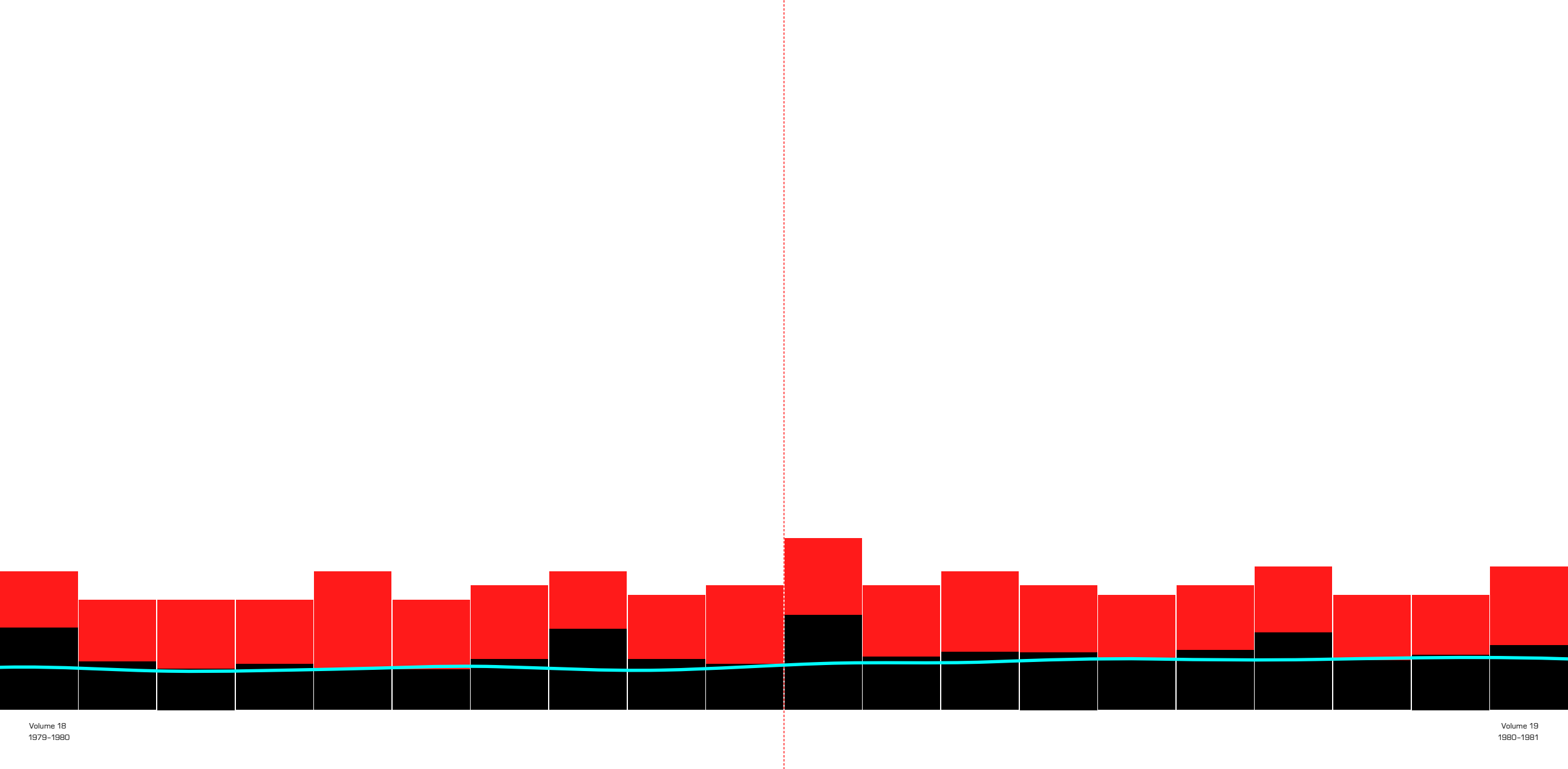


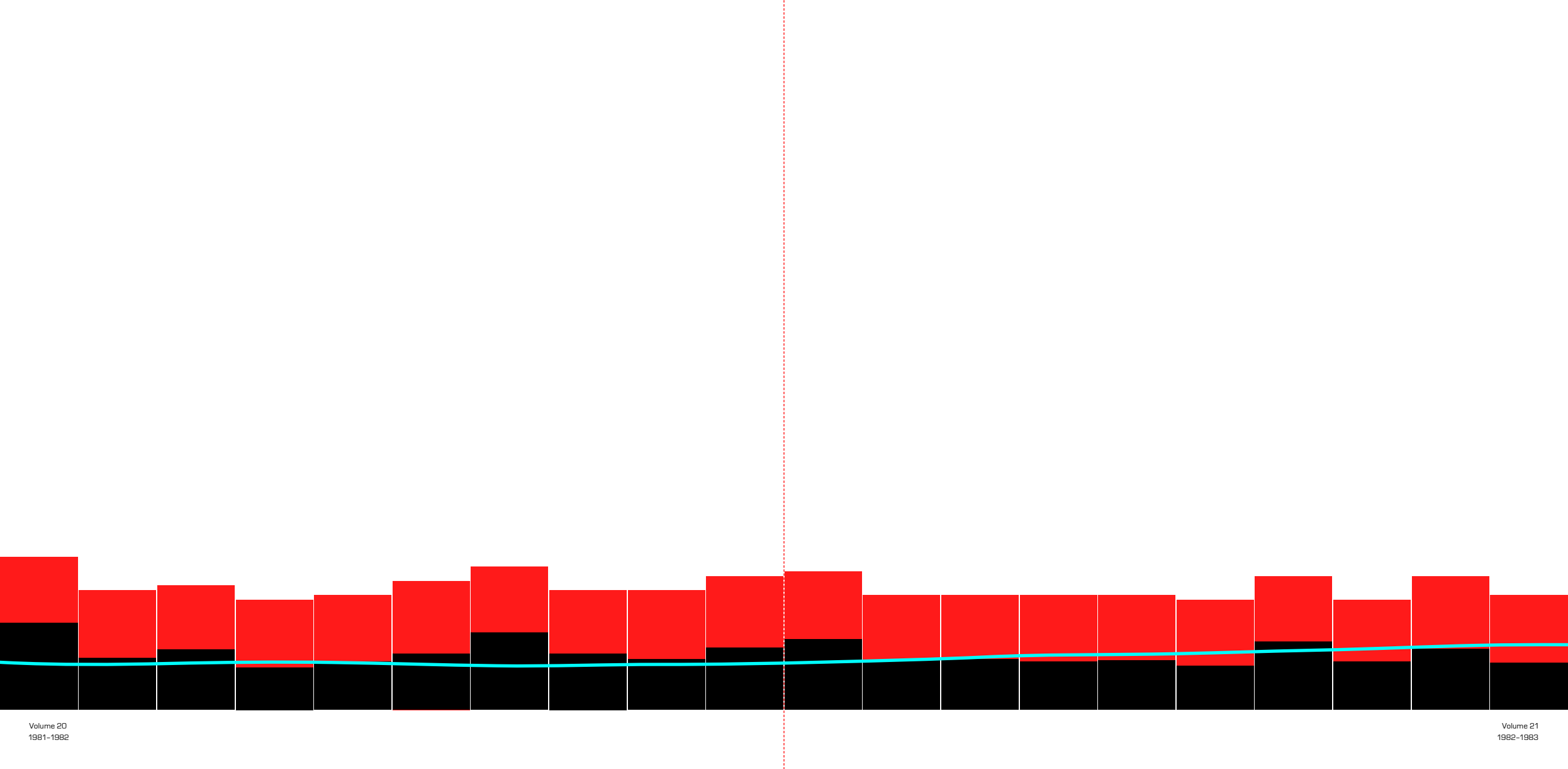




Volume 16
1977-1978

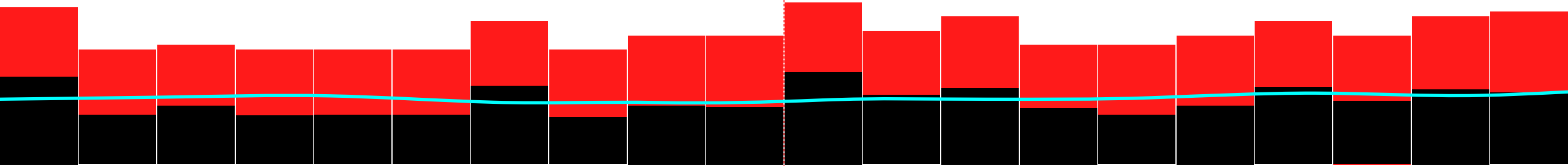
Volume 17
1978-1979

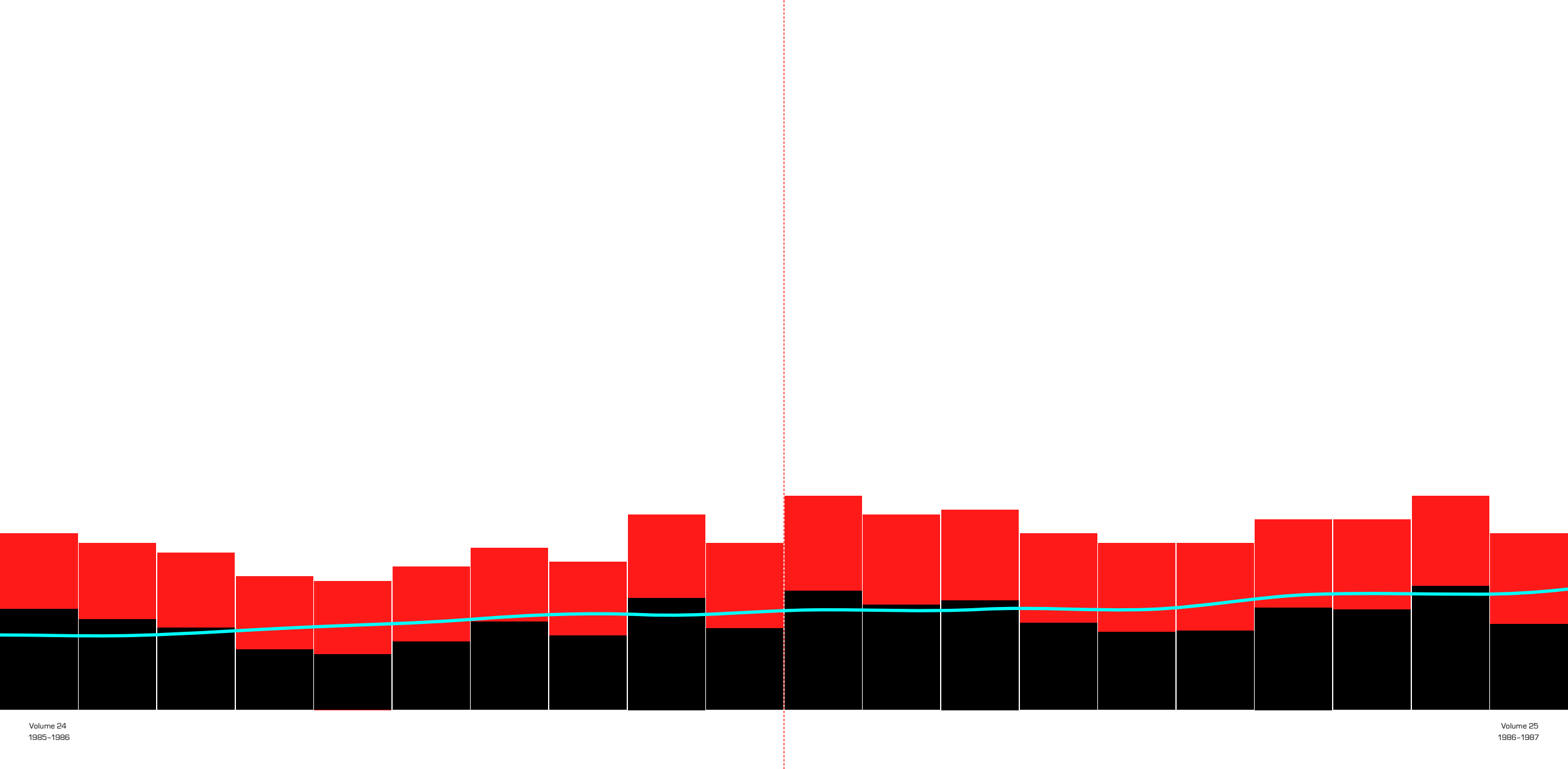


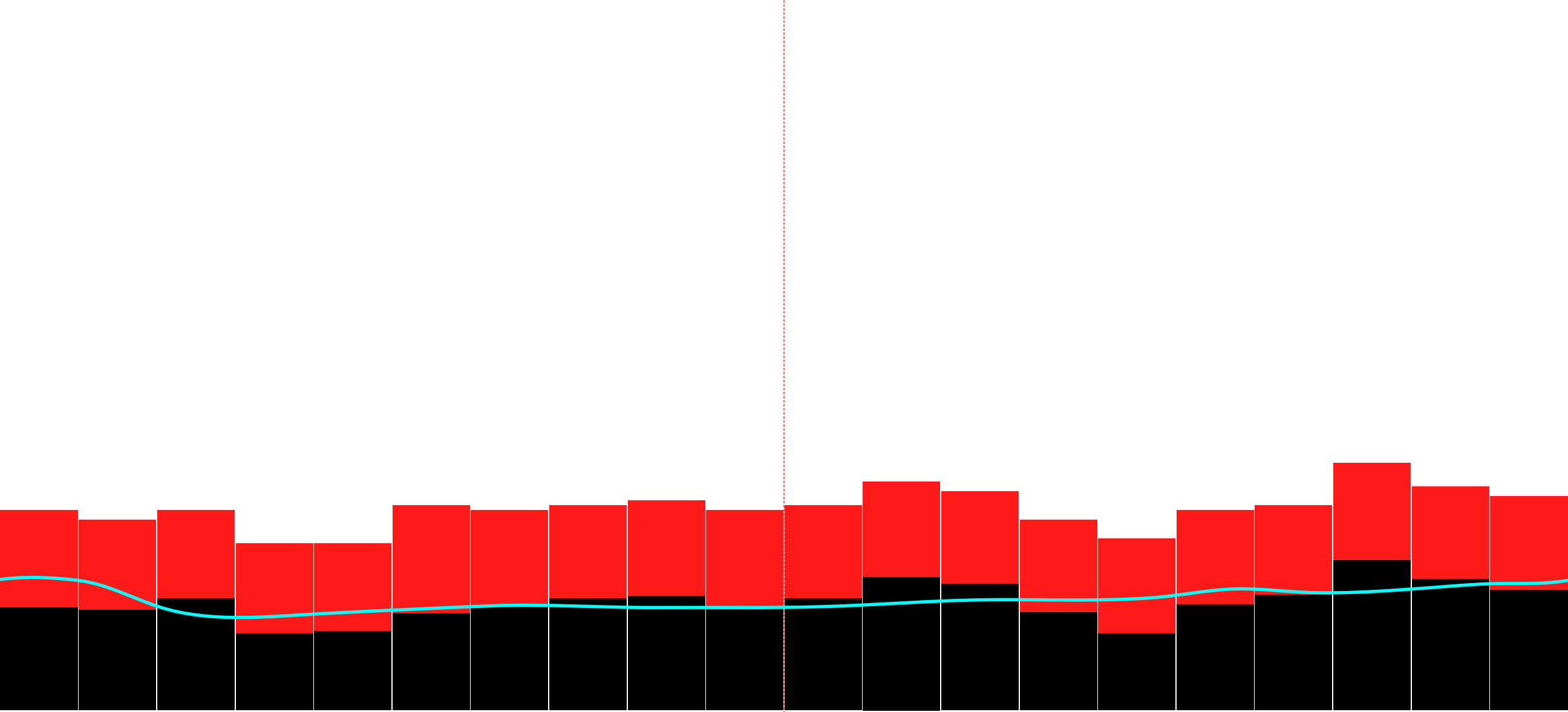


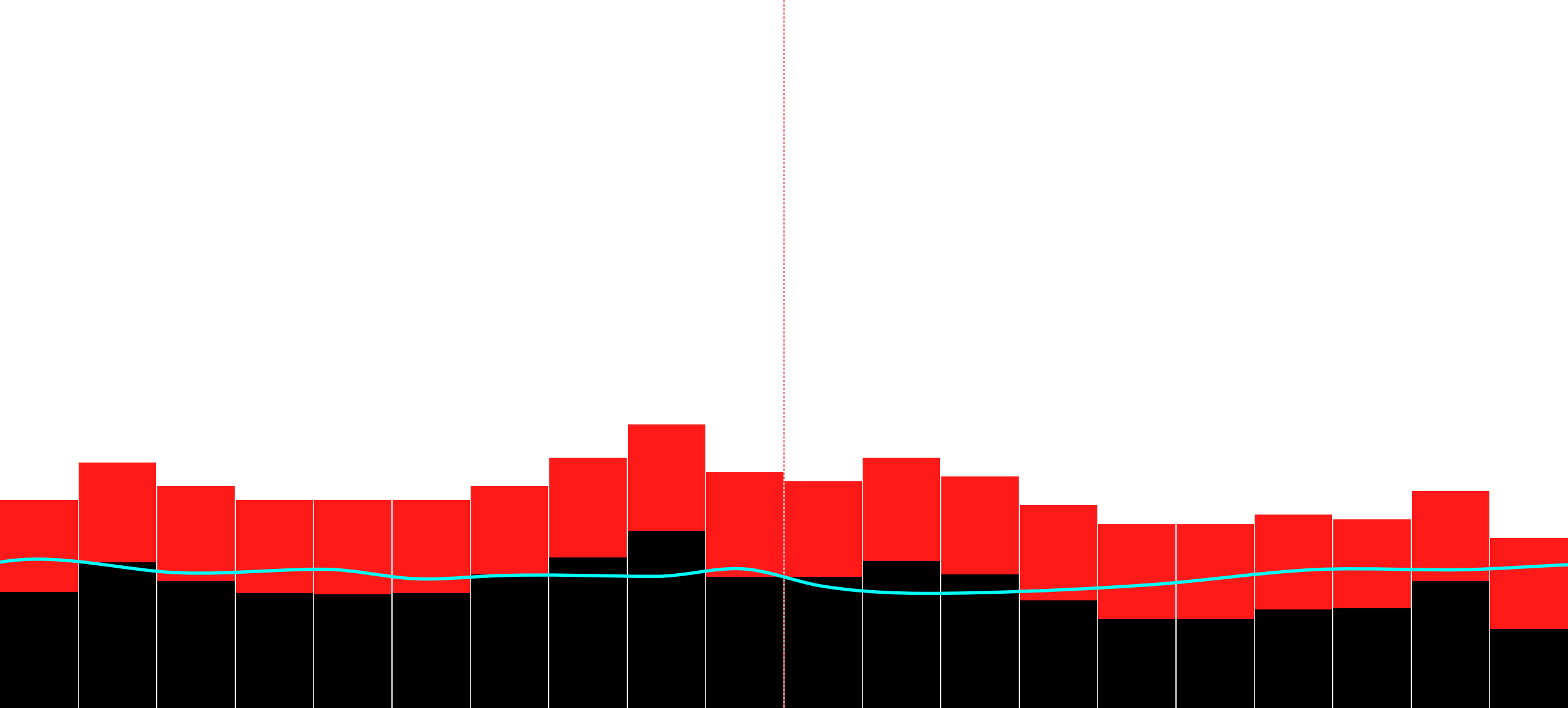
Volume 20
1981-1982

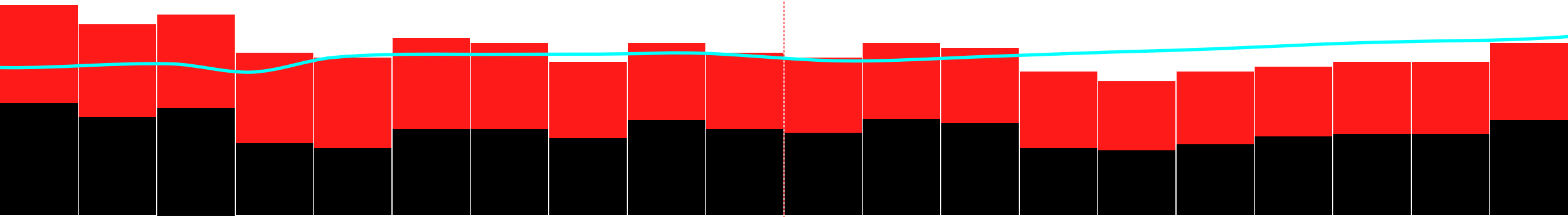
Volume 21
1982-1983

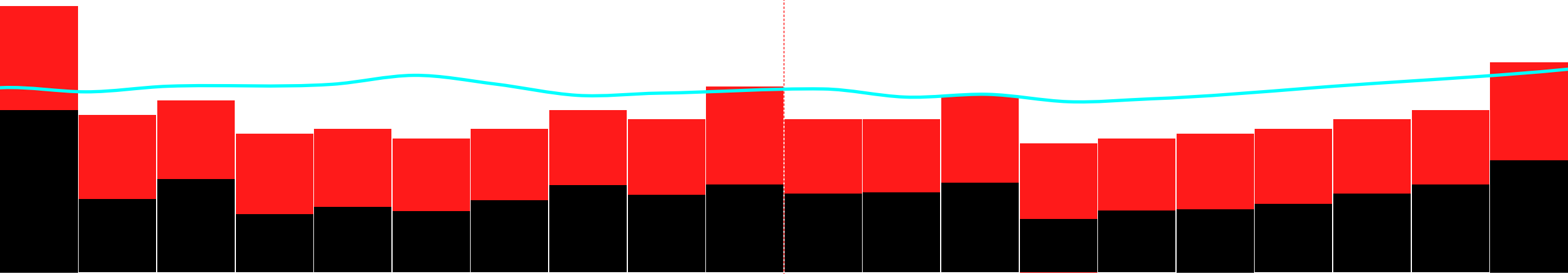


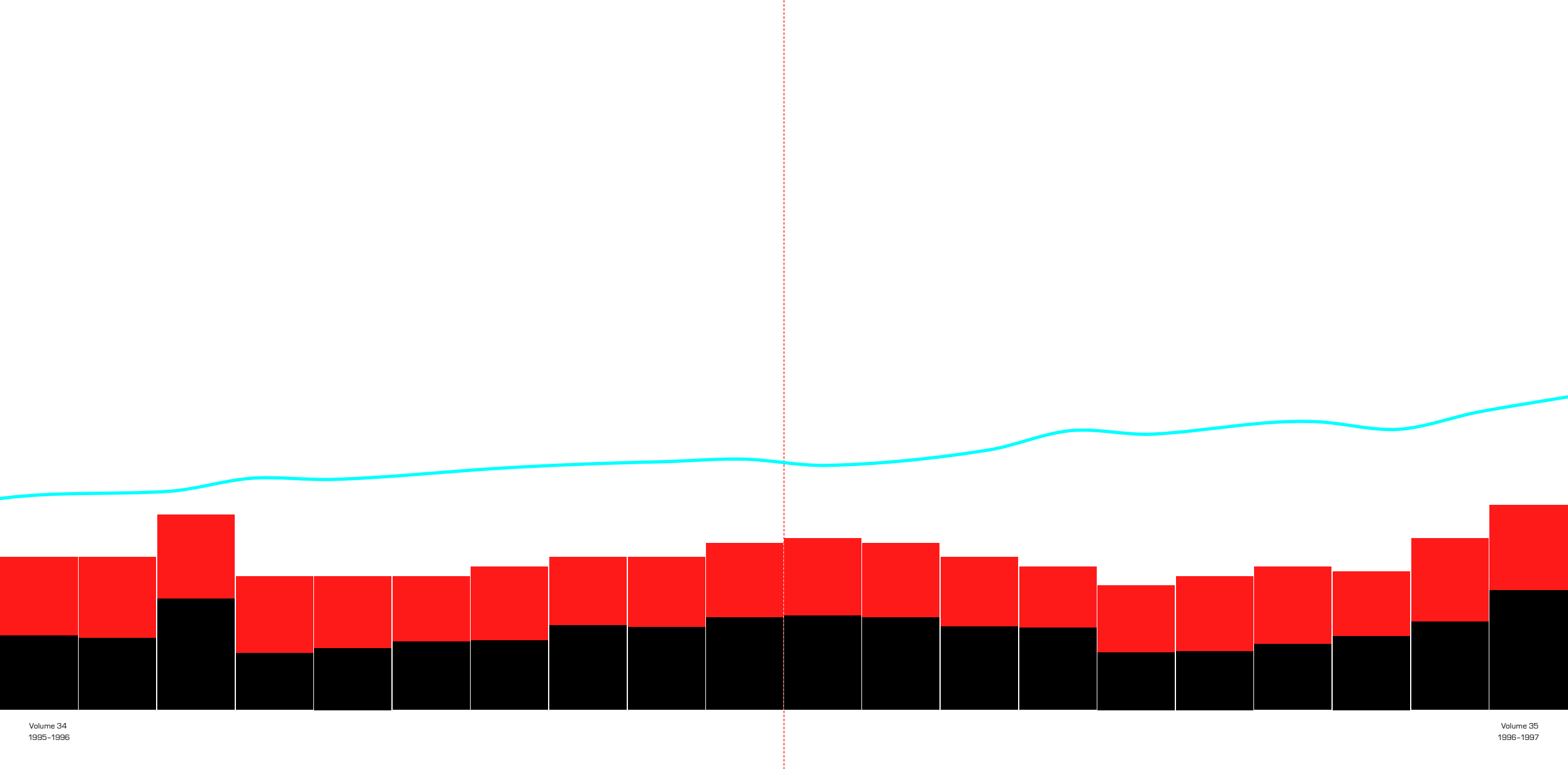


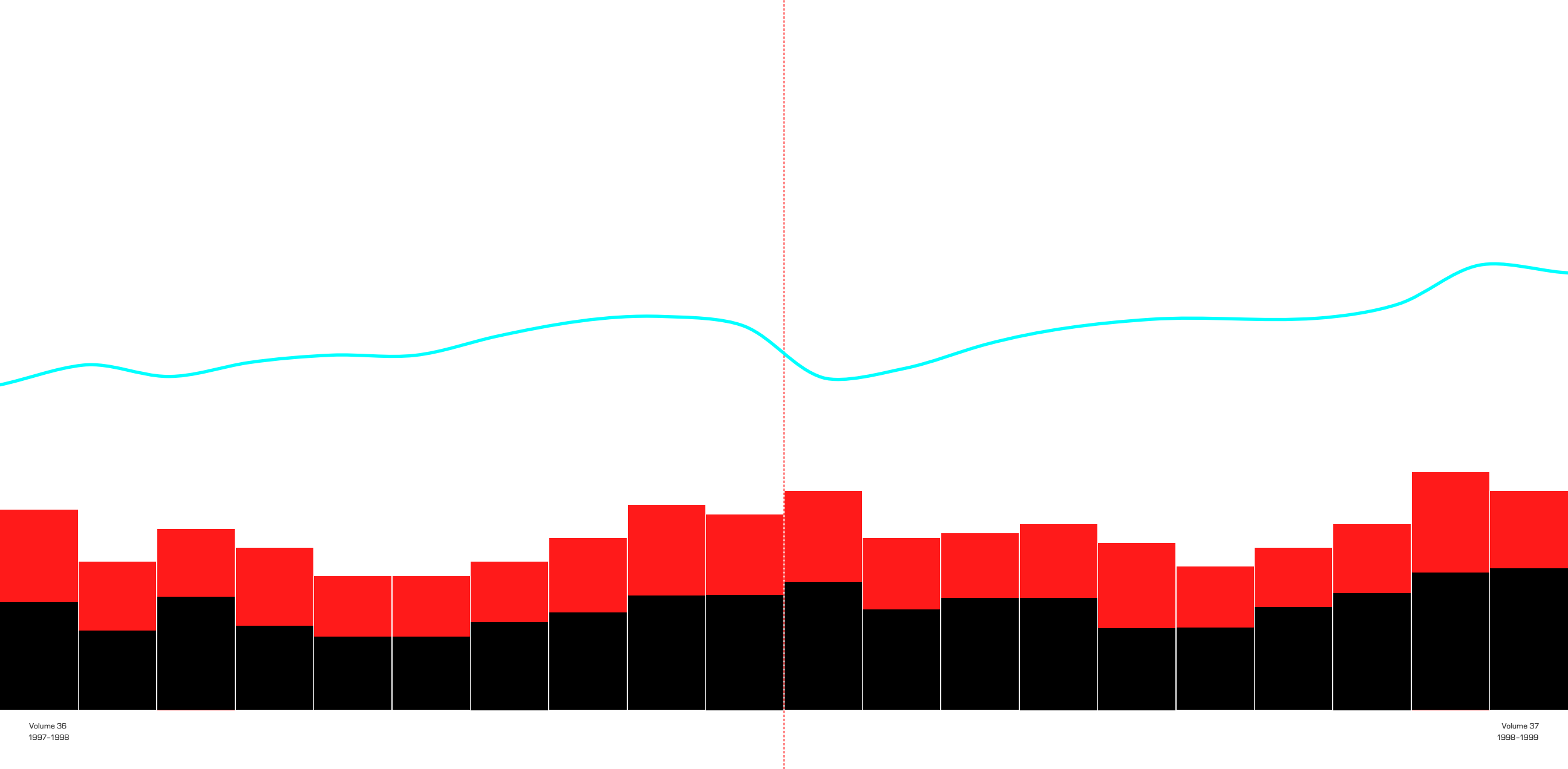


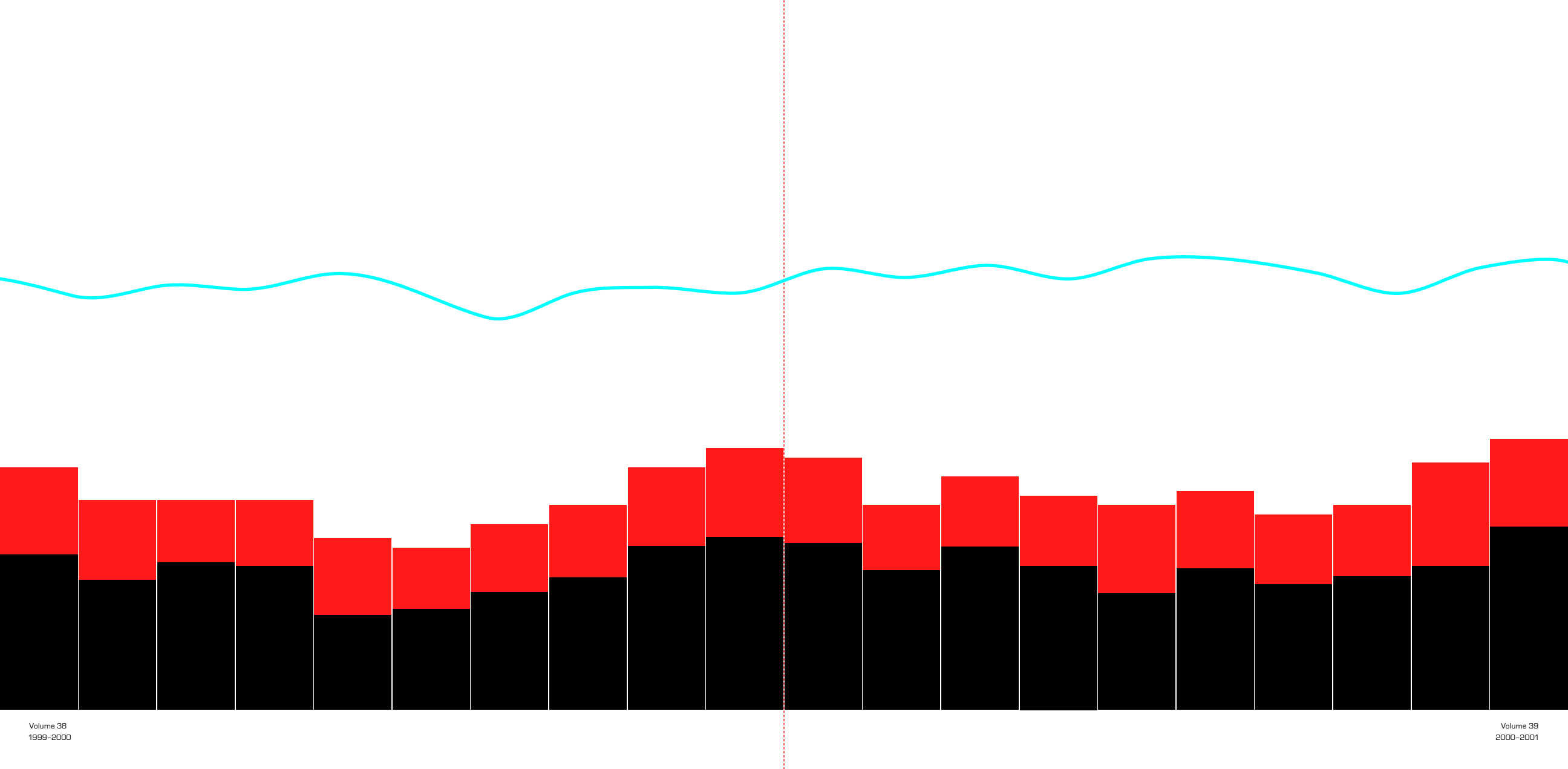


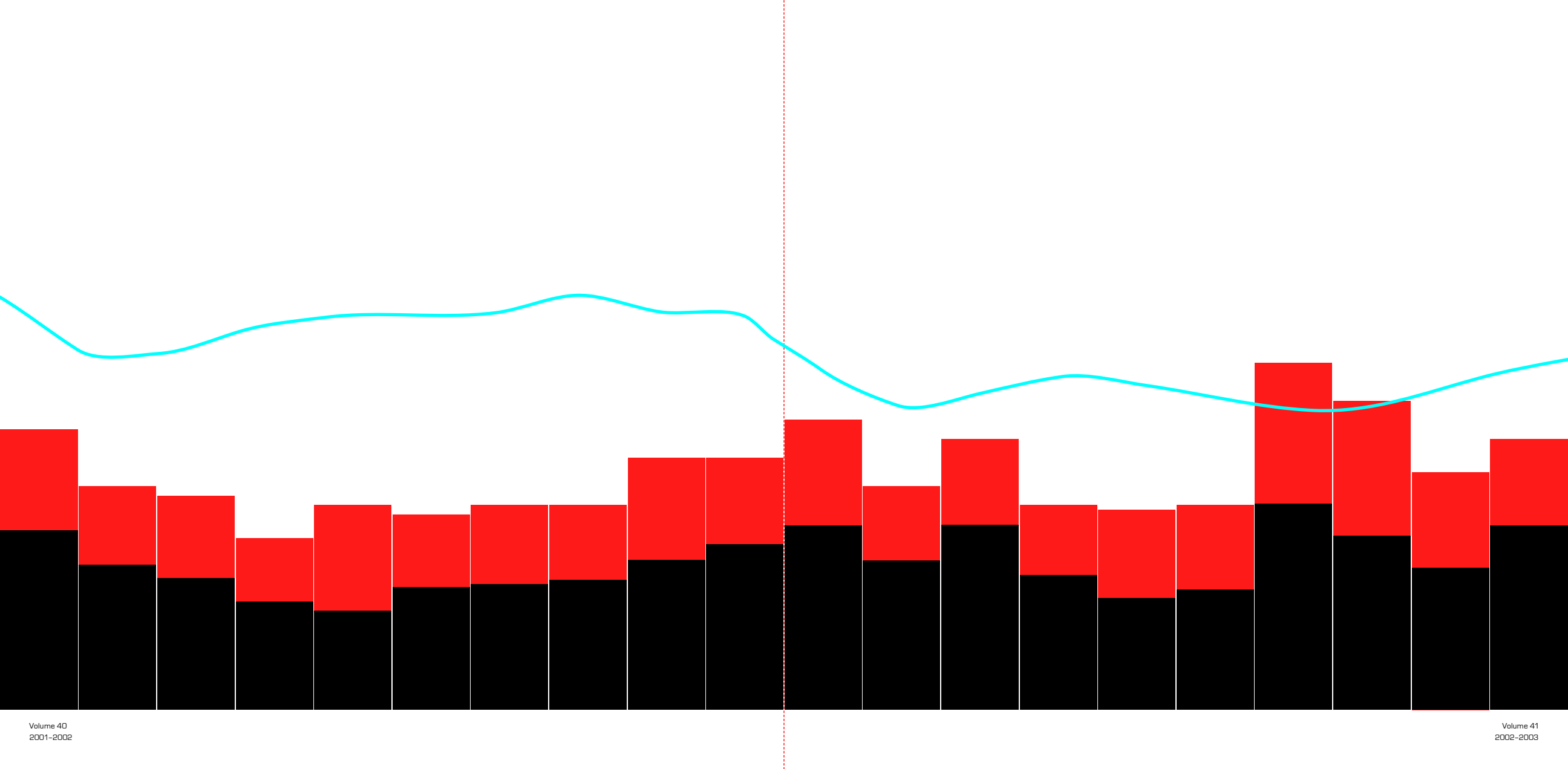


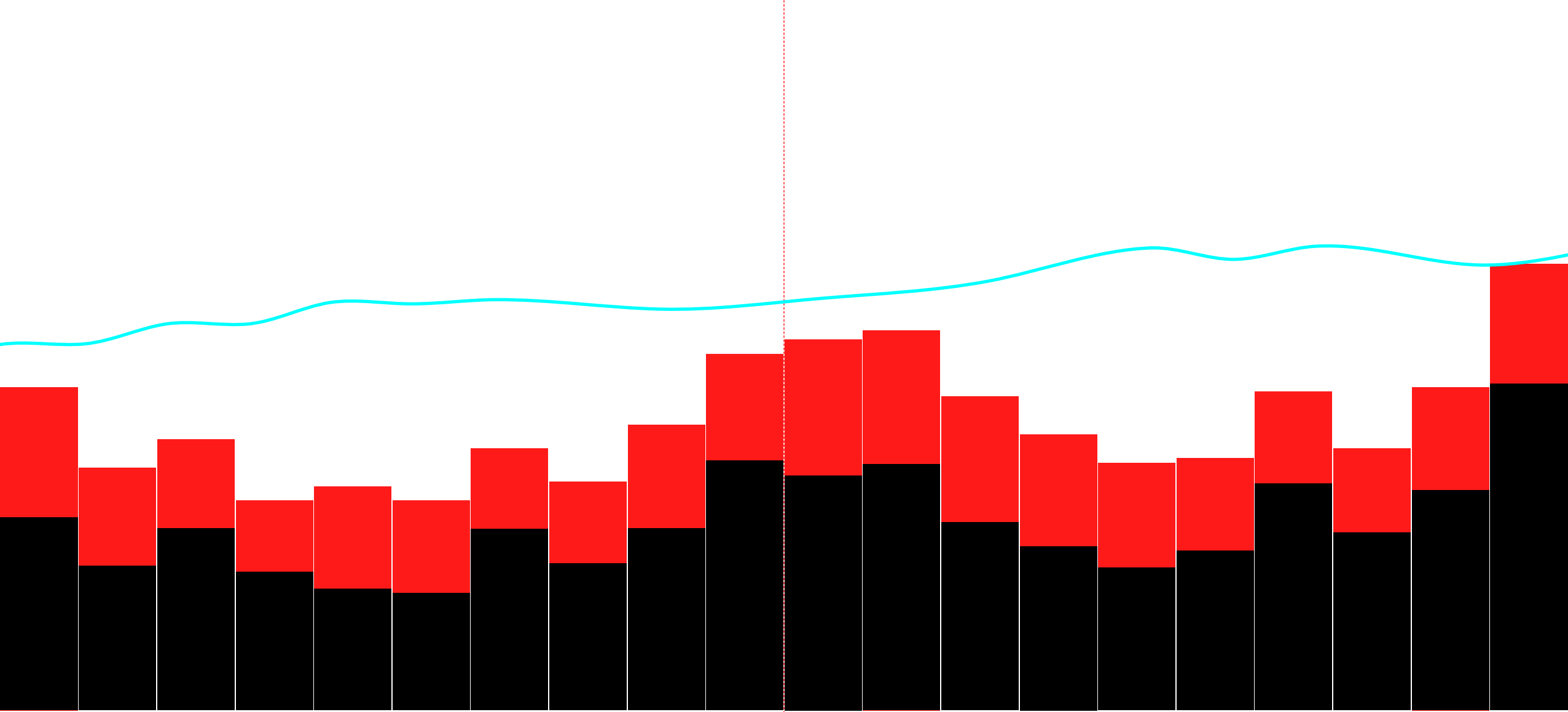


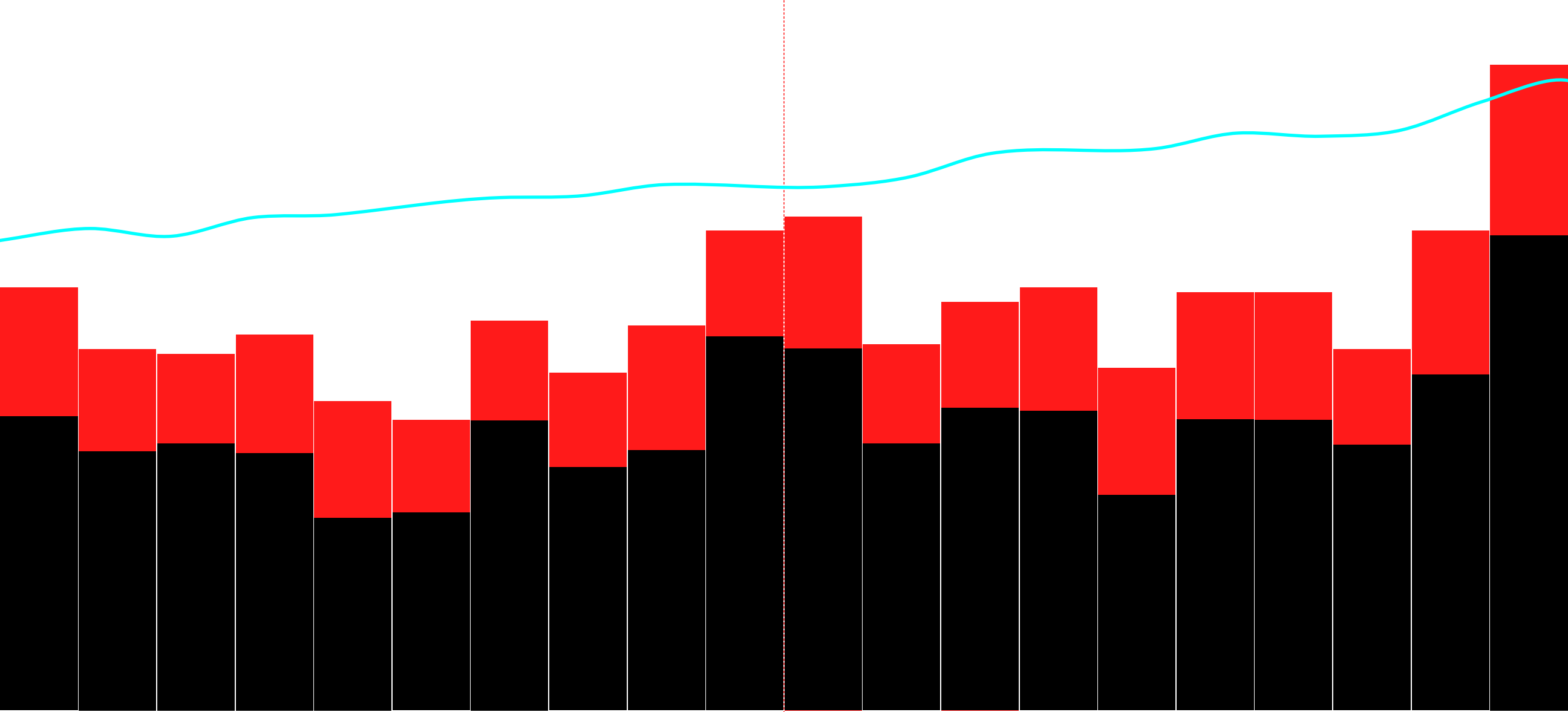


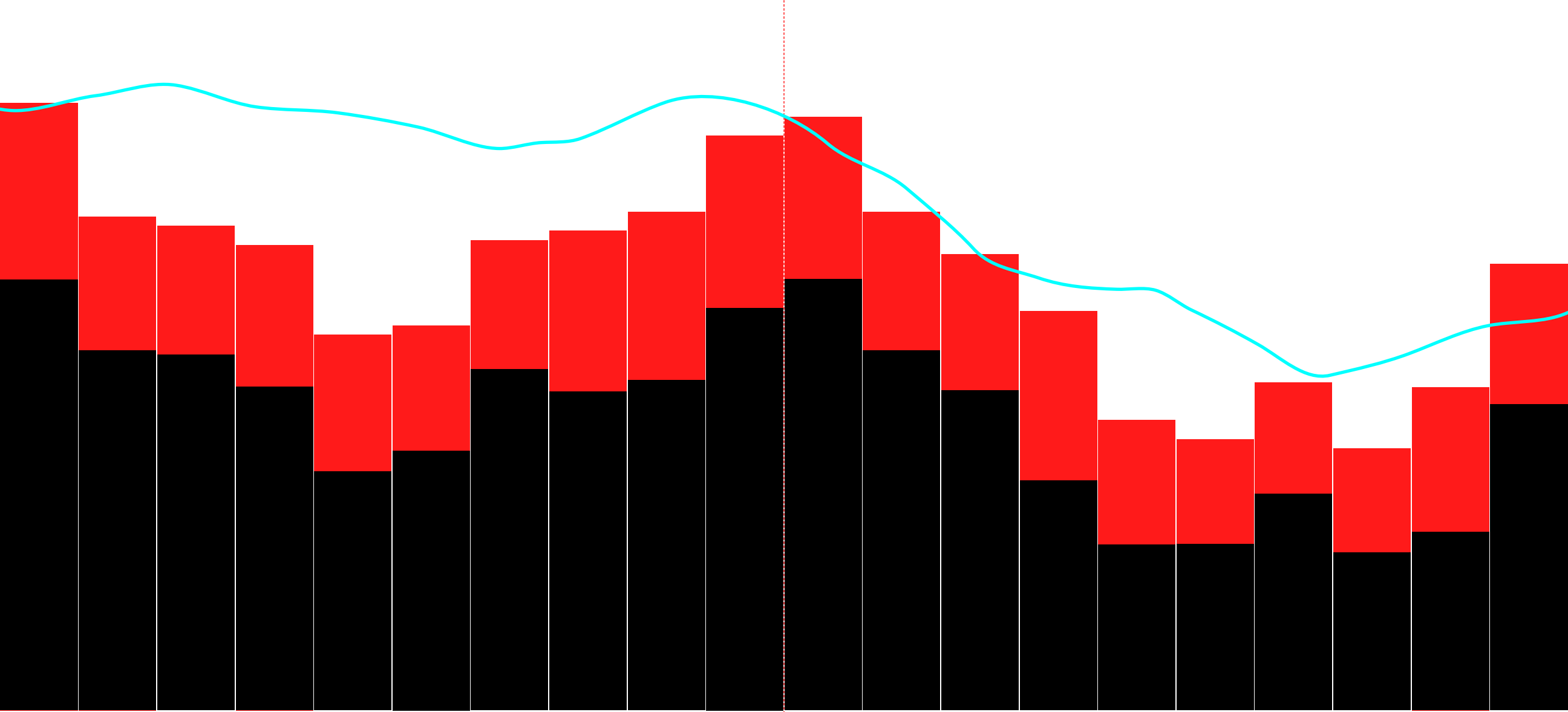


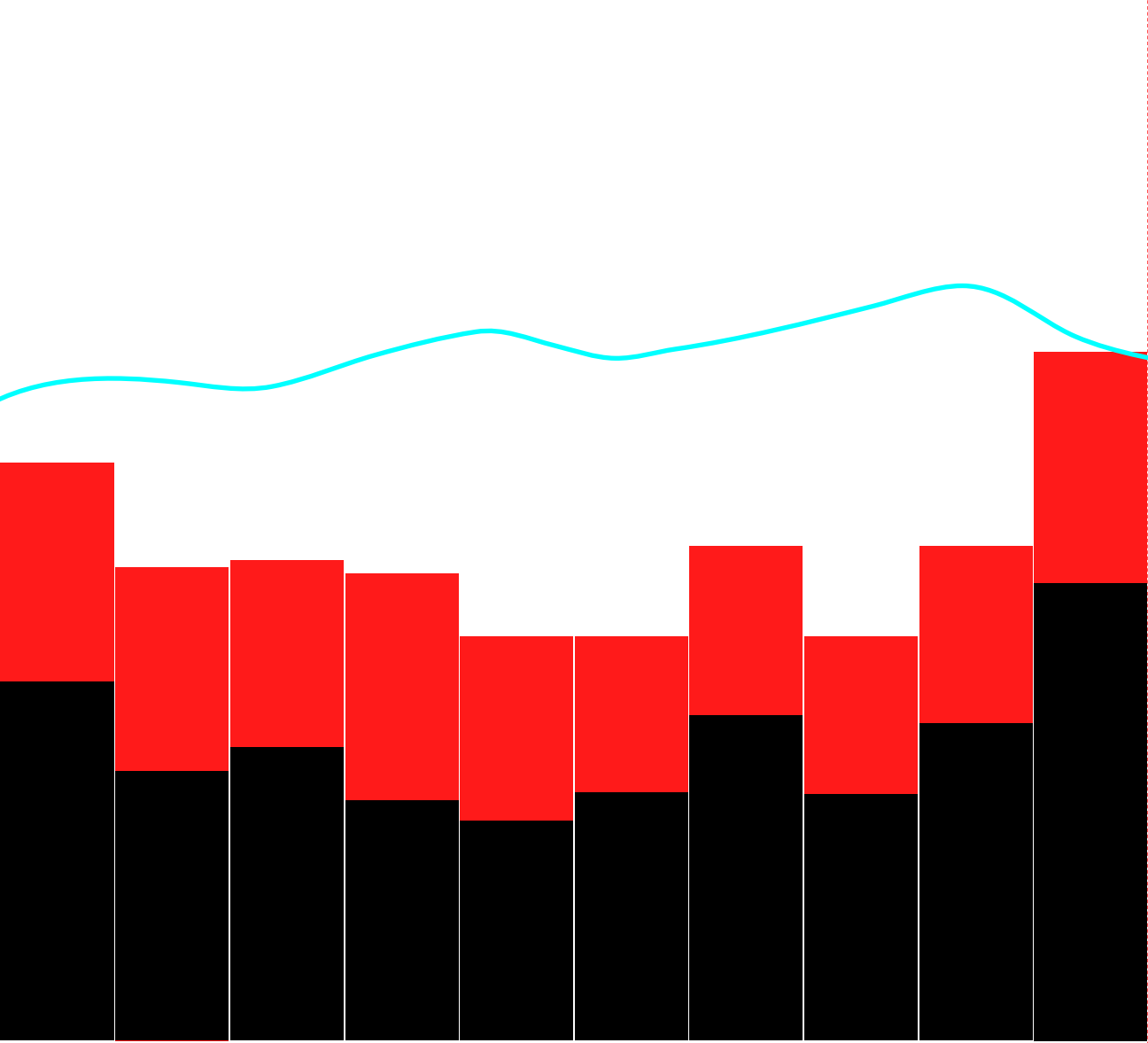












Data tables

Date	Issue	content pages	ad pages	blank pages	number of ads	average ad size	Dow Jones CI
June 1962	1:1	41.4	5.3	5.3	33	16.04%	211.3
July 1962	1:2	46.5	3.7	5.8	34	10.91%	195.3
August 1962	1:3	43.4	5.6	3.0	43	12.98%	207.5
September 1962	1:4	47.6	8.3	4.1	49	16.92%	211.7
[October] 1962	1:5	43.4	9.6	7.0	53	18.08%	201.7
[November] 1962	1:6	43.7	16.3	4.0	65	25.13%	205.2
[December] 1962	1:7	45.4	12.6	6.0	63	19.97%	226.6
February 1963	1:8	47.6	11.4	5.0	61	18.72%	241.1
March 1963	1:9	46.5	13.5	4.0	68	19.85%	236.1
April 1963	1:10	45.8	13.2	5.0	74	17.79%	242.2
May 1963	1:11	46.1	12.9	5.0	66	19.51%	254.0
June 1963	1:12	48.2	8.5	7.3	53	16.04%	259.6
July 1963	2:1	50.8	5.3	8.0	36	14.58%	255.1
August 1963	2:2	61.0	7.0	4.0	41	17.07%	250.8
September 1963	2:3	45.0	16.0	7.0	65	24.62%	262.6
October 1963	2:4	39.2	13.8	7.0	61	22.61%	259.6
November 1963	2:5	45.5	12.5	6.0	60	20.76%	262.7
December 1963	2:6	47.0	10.0	7.0	55	18.18%	262.4
January 1964	2:7	44.9	9.1	6.0	41	22.26%	266.8
February 1964	2:8	42.9	8.6	4.5	41	21.04%	273.9
March 1964	2:9	49.8	10.2	4.0	54	18.90%	280.5
April 1964	2:10	45.8	10.3	8.0	46	22.28%	282.4
May 1964	2:11	45.1	13.9	5.0	50	27.83%	283.8
Summer 1964	2:12	83.0	15.0	2.0	67	22.39%	289.9

Date	Issue	content pages	ad pages	blank pages	number of ads	average ad size	Dow Jones CI
September 1964	3:1	44.3	16.5	3.2	55	30.00%	297.1
November 1964	3:2	43.5	18.5	6.0	73	25.37%	311.5
December 1964	3:3	42.4	12.5	5.1	54	23.15%	308.2
January 1965	3:4	41.1	12.7	6.2	54	23.48%	305.8
February 1965	3:5	35.2	11.8	5.1	42	28.02%	316.3
March 1965	3:6	42.5	11.4	6.2	38	29.93%	316.1
April 1964	3:7	38.7	11.3	6.0	42	26.98%	313.4
May 1965	3:8	42.3	13.7	4.0	42	32.54%	320.4
June 1965	3:9	38.7	9.3	8.0	28	33.33%	316.0
-	2:10	-	-	-	-	-	-
September 1965	4:1	51.0	7.0	2.0	16	43.75%	315.2
October 1965	4:2	40.4	8.6	7.0	30	28.75%	324.9
November 1965	4:3	38.5	9.5	8.0	36	26.39%	336.2
December 1965	4:4	48.6	9.9	5.5	45	22.04%	335.0
January 1966	4:5	48.4	11.1	4.5	43	25.87%	340.9
February 1966	4:6	46.9	11.3	5.8	36	31.48%	348.2
March 1966	4:7	44.3	15.7	4.0	50	31.42%	342.0
April 1966	4:8	46.0	13.5	4.5	45	30.09%	329.2
May 1966	4:9	46.9	11.1	6.0	47	23.67%	332.5
June 1966	4:10	46.9	16.1	5.0	46	34.96%	310.3
September 1966	5:1	86.0	13.0	5.0	44	29.55%	274.0
October 1966	5:2	48.4	10.6	5.0	43	24.56%	271.5
November 1966	5:3	50.5	19.5	2.0	62	31.38%	285.0
December 1966	5:4	56.8	13.3	2.0	55	24.09%	281.8
January 1967	5:5	56.3	11.8	4.0	49	23.98%	281.6
February 1967	5:6	57.4	12.6	2.0	46	27.45%	305.5
March 1967	5:7	58.6	11.4	2.0	47	24.16%	301.9
April 1967	5:8	61.2	13.8	1.0	53	26.06%	309.5
May 1967	5:9	55.7	14.3	2.0	43	33.28%	316.2
Summer 1967	5:10	91.0	15.0	2.0	43	34.88%	310.4

Date	Issue	content pages	ad pages	blank pages	number of ads	average ad size	Dow Jones CI
September 1967	6:1	59.3	11.8	1.0	41	28.66%	326.3
October 1967	6:2	56.3	15.7	-	39	40.27%	331.2
November 1967	6:3	52.6	19.4	-	49	39.63%	309.5
December 1967	6:4	57.4	14.6	-	47	31.12%	307.7
January 1968	6:5	52.7	19.3	-	60	32.22%	314.1
February 1968	6:6	55.3	15.8	1.0	48	32.81%	303.3
March 1968	6:7	52.3	23.8	-	63	37.70%	295.7
April 1968	6:8	58.6	17.4	-	61	28.48%	293.7
May 1968	6:9	55.7	20.3	-	65	31.22%	315.0
Summer 1968	6:10	56.0	20.0	-	51	39.22%	320.9
September 1968	7:1	56.6	19.4	-	45	43.06%	320.9
October 1968	7:2	53.3	22.8	-	59	38.56%	335.5
November 1968	7:3	48.7	27.3	-	74	36.94%	338.1
December 1968	7:4	51.0	25.0	-	64	39.06%	353.1
January 1969	7:5	53.4	22.6	-	59	38.35%	341.0
February 1969	7:6	54.6	21.4	-	65	32.88%	343.9
March 1969	7:7	57.5	42.5	-	88	48.30%	324.4
April 1969	7:8	56.0	28.0	-	77	36.42%	324.4
May 1969	7:9	50.6	25.4	-	60	42.29%	324.8
Summer 1969	7:10	49.5	26.5	-	63	42.06%	320.0
September 1969	8:1	46.6	29.4	-	57	51.61%	282.9
October 1969	8:2	48.5	35.5	-	74	47.97%	274.7
November 1969	8:3	46.8	45.3	-	90	50.28%	286.9
December 1969	8:4	46.8	33.3	-	76	43.75%	270.2
January 1970	8:5	48.4	35.6	-	78	45.67%	263.0
February 1970	8:6	47.3	40.8	-	84	48.51%	245.5
March 1970	8:7	53.3	42.8	-	92	46.47%	261.2
April 1970	8:8	50.3	45.8	-	92	49.73%	261.8
May 1970	8:9	52.8	43.3	-	86	50.29%	242.4
June 1970	8:10	61.0	35.0	-	73	47.95%	228.5

Date	Issue	content pages	ad pages	blank pages	number of ads	average ad size	Dow Jones CI
September 1970	9:1	63.8	32.3	-	71	45.42%	240.6
October 1970	9:2	56.8	39.3	-	80	49.06%	245.6
November 1970	9:3	55.8	40.3	-	86	46.80%	240.8
December 1970	9:4	57.8	38.3	-	81	47.22%	254.7
January 1971	9:5	69.3	26.8	-	61	43.85%	272.8
February 1971	9:6	62.8	33.3	-	82	40.55%	287.6
March 1971	9:7	51.5	28.5	-	74	38.51%	290.1
April 1971	9:8	64.0	32.0	-	80	40.00%	296.8
May 1971	9:9	63.0	33.0	-	76	43.42%	313.2
June 1971	9:10	67.4	28.6	-	62	46.17%	301.3
September 1971	10:1	63.8	32.3	-	77	41.88%	307.3
October 1971	10:2	63.5	32.5	-	71	45.77%	303.4
November 1971	10:3	59.0	37.0	-	84	44.05%	292.4
December 1971	10:4	67.0	29.0	-	67	43.28%	287.7
January 1972	10:5	67.5	28.5	-	68	41.91%	310.1
February 1972	10:6	63.0	33.0	-	73	45.21%	317.0
March 1972	10:7	65.5	30.5	-	75	40.67%	319.9
April 1972	10:8	64.0	32.0	-	83	38.55%	323.1
May 1972	10:9	66.0	30.0	-	77	38.96%	324.3
Summer 1972	10:10	65.0	31.0	-	70	44.29%	324.4
September 1972	11:1	66.0	30.0	-	65	46.15%	316.5
October 1972	11:2	63.0	33.0	-	81	40.74%	309.1
November 1972	11:3	60.5	35.5	-	81	43.83%	313.3
December 1972	11:4	66.0	30.0	-	77	38.96%	334.1
January 1973	11:5	65.0	31.0	-	78	39.74%	329.2
February 1973	11:6	65.0	31.0	-	79	39.24%	315.3
March 1973	11:7	65.0	31.0	-	85	36.47%	301.1
April 1973	11:8	60.0	36.0	-	97	37.11%	301.1
May 1973	11:9	59.5	36.5	-	83	43.98%	289.3
June 1973	11:10	66.0	30.0	-	68	44.12%	277.6

Date	Issue	content pages	ad pages	blank pages	number of ads	average ad size	Dow Jones CI
September 1973	12:1	64.5	31.5	-	64	49.22%	268.8
October 1973	12:2	61.5	34.5	-	84	41.07%	289.8
November 1973	12:3	59.0	37.0	-	92	40.22%	291.8
December 1973	12:4	66.5	29.5	-	77	38.31%	258.7
January 1974	12:5	54.0	30.0	-	84	35.71%	272.5
February 1974	12:6	53.5	30.5	-	83	36.75%	271.9
March 1974	12:7	60.8	35.3	-	81	43.52%	276.6
April 1974	12:8	58.5	37.5	-	94	39.89%	268.2
May 1974	12:9	52.0	32.0	-	84	38.10%	255.3
June 1974	12:10	54.0	30.0	-	76	39.47%	242.6
September 1974	13:1	59.8	36.3	-	91	39.84%	206.7
October 1974	13:2	51.0	45.0	-	107	42.06%	189.1
November 1974	13:3	51.0	45.0	-	99	45.45%	212.1
December 1974	13:4	58.0	38.0	-	98	38.78%	201.4
January 1975	13:5	47.0	37.0	-	97	38.14%	199.7
February 1975	13:6	51.0	37.0	-	110	33.64%	227.4
March 1975	13:7	56.0	28.0	-	86	32.56%	235.1
April 1975	13:8	56.0	40.0	-	121	33.06%	240.2
May 1975	13:9	55.0	41.0	-	113	36.28%	250.9
Summer 1975	13:10	54.0	42.0	-	110	38.18%	254.4
September 1975	14:1	56.0	40.0	-	102	39.22%	250.9
October 1975	14:2	52.0	44.0	-	127	34.65%	241.6
November 1975	14:3	45.0	47.0	-	122	38.52%	255.8
December 1975	14:4	54.0	34.0	-	99	34.34%	261.8
January 1976	14:5	50.0	34.0	-	93	36.56%	261.7
February 1976	14:6	48.0	36.0	-	101	35.64%	297.8
March 1976	14:7	53.5	30.5	-	104	29.33%	298.1
April 1976	14:8	56.0	32.0	-	93	34.41%	304.0
May 1976	14:9	56.0	40.0	-	102	39.22%	305.4
Summer 1976	14:10	52.0	36.0	-	88	40.91%	300.3

Date	Issue	content pages	ad pages	blank pages	number of ads	average ad size	Dow Jones CI
September 1976	15:1	46.8	37.3	-	97	38.40%	305.7
October 1976	15:2	44.0	40.0	-	100	40.00%	310.7
November 1976	15:3	44.5	39.5	-	98	40.31%	303.6
December 1976	15:4	54.0	30.0	-	72	41.67%	307.6
January 1977	15:5	50.5	29.5	-	82	35.98%	325.5
February 1977	15:6	54.0	30.0	-	86	34.88%	312.8
March 1977	15:7	55.5	28.5	-	78	36.54%	305.9
April 1977	15:8	50.0	34.0	-	89	38.20%	303.2
May 1977	15:9	54.5	29.5	-	82	35.98%	309.9
Summer 1977	15:10	54.0	42.0	-	95	44.21%	305.6
September 1977	16:1	53.5	66.5	-	103	64.56%	292.1
October 1977	16:2	53.0	35.0	-	85	41.18%	290.6
November 1977	16:3	53.0	35.0	-	88	39.77%	279.9
December 1977	16:4	56.0	28.0	-	75	37.33%	286.4
January 1978	16:5	56.0	32.0	-	79	40.51%	287.2
February 1978	16:6	56.0	32.0	-	77	41.56%	269.4
March 1978	16:7	55.0	29.0	-	79	36.71%	260.9
April 1978	16:8	57.0	31.0	-	90	34.44%	267.4
May 1978	16:9	53.8	30.3	-	78	38.78%	288.5
Summer 1978	16:10	58.0	38.0	-	78	48.72%	288.4
September 1978	17:1	60.0	60.0	-	110	54.55%	304.1
October 1978	17:2	51.0	45.0	-	108	41.67%	300.5
November 1978	17:3	56.0	40.0	-	103	38.83%	270.1
December 1978	17:4	54.5	31.5	2.0	78	40.38%	273.7
January 1979	17:5	54.0	30.0	-	83	36.14%	272.2
February 1979	17:6	54.0	34.0	-	90	37.78%	284.7
March 1979	17:7	51.0	37.0	-	104	35.58%	274.7
April 1979	17:8	56.0	40.0	-	103	38.83%	292.4
May 1979	17:9	55.0	33.0	-	92	35.87%	290.7
Summer 1979	17:10	54.0	42.0	-	99	42.42%	286.3

Date	Issue	content pages	ad pages	blank pages	number of ads	average ad size	Dow Jones CI
September 1979	18:1	49.0	71.0	-	126	56.35%	313.5
October 1979	18:2	54.0	42.0	-	99	42.42%	308.9
November 1979	18:3	60.0	36.0	-	86	41.86%	283.8
December 1979	18:4	56.0	40.0	-	111	36.04%	294.3
January 1980	18:5	85.0	35.0	-	90	38.89%	298.3
February 1980	18:6	61.0	35.0	-	92	38.04%	317.0
March 1980	18:7	64.0	44.0	-	113	38.94%	317.0
April 1980	18:8	50.0	70.0	-	130	53.85%	282.7
May 1980	18:9	56.0	44.0	-	108	40.74%	291.7
Summer 1980	18:10	68.0	40.0	-	97	41.24%	306.6
September 1980	19:1	66.0	82.0	-	145	56.55%	340.8
October 1980	19:2	62.0	46.0	-	106	43.40%	343.6
November 1980	19:3	70.0	50.0	-	121	41.32%	352.1
December 1980	19:4	58.0	50.0	-	119	42.02%	388.9
January 1981	19:5	57.0	43.0	-	109	39.45%	373.4
February 1981	19:6	56.0	52.0	-	112	46.43%	370.4
March 1981	19:7	57.0	67.0	-	134	50.00%	370.0
April 1981	19:8	57.0	43.0	-	100	43.00%	390.8
May 1981	19:9	52.0	48.0	-	115	41.74%	384.4
Summer 1981	19:10	68.0	56.0	-	98	57.14%	387.1
September 1981	20:1	57.0	75.0	-	123	60.98%	346.9
October 1981	20:2	59.0	45.0	-	105	42.86%	330.2
November 1981	20:3	55.9	52.1	-	115	45.33%	340.6
December 1981	20:4	59.0	37.0	-	85	43.53%	357.4
January 1982	20:5	58.0	42.0	-	100	42.00%	347.8
February 1982	20:6	62.0	48.0	-	117	41.03%	339.2
March 1982	20:7	57.0	67.0	-	118	56.78%	323.5
April 1982	20:8	55.0	49.0	-	106	46.23%	322.7
May 1982	20:9	60.0	44.0	-	107	41.12%	333.6
Summer 1982	20:10	62.0	54.0	-	118	45.76%	319.7

Date	Issue	content pages	ad pages	blank pages	number of ads	average ad size	Dow Jones CI
September 1982	21:1	59.0	61.0	-	123	49.59%	350.7
October 1982	21:2	57.0	43.0	-	101	42.57%	349.7
November 1982	21:3	56.0	44.0	-	107	41.12%	389.0
December 1982	21:4	58.0	42.0	-	90	46.67%	404.9
January 1983	21:5	57.0	43.0	-	100	43.00%	409.2
February 1983	21:6	56.0	38.0	-	89	42.70%	422.0
March 1983	21:7	57.0	59.0	-	112	52.68%	438.3
April 1983	21:8	54.0	42.0	-	104	40.38%	446.1
May 1983	21:9	63.0	53.0	-	121	43.80%	474.0
Summer 1983	21:10	59.0	41.0	-	86	47.67%	472.6
September 1983	22:1	60.0	76.0	-	116	65.52%	479.3
October 1983	22:2	57.0	43.0	-	100	43.00%	489.0
November 1983	22:3	53.0	51.0	-	107	47.66%	494.2
December 1983	22:4	57.0	42.0	1.0	100	42.00%	510.8
January 1984	22:5	57.0	43.0	-	98	43.88%	502.9
February 1984	22:6	57.0	43.0	-	101	42.57%	483.5
March 1984	22:7	56.0	68.0	-	123	55.28%	455.0
April 1984	22:8	59.0	41.0	-	94	43.62%	456.7
May 1984	22:9	61.0	51.0	-	113	45.13%	453.9
Summer 1984	22:10	62.0	50.0	-	114	43.86%	430.3
September 1984	23:1	60.0	80.0	-	144	55.56%	474.0
October 1984	23:2	56.0	60.0	-	130	46.15%	474.0
November 1984	23:3	62.0	66.0	-	139	47.48%	478.7
December 1984	23:4	55.0	49.0	-	105	46.67%	474.2
January 1985	23:5	60.0	42.0	-	87	48.28%	489.9
February 1985	23:6	61.0	51.0	-	119	42.86%	518.9
March 1985	23:7	57.0	67.0	-	122	54.92%	523.5
April 1985	23:8	57.0	55.0	-	111	49.55%	515.1
May 1985	23:9	63.0	65.0	-	124	52.42%	506.5
Summer 1985	23:10	69.0	61.0	-	114	53.51%	541.6

Date	Issue	content pages	ad pages	blank pages	number of ads	average ad size	Dow Jones CI
September 1985	24:1	65.0	87.0	-	134	64.93%	554.4
October 1985	24:2	66.0	78.0	-	140	55.71%	536.9
November 1985	24:3	65.0	71.0	-	132	53.79%	553.8
December 1985	24:4	64.0	52.0	-	101	51.49%	589.2
January 1986	24:5	64.0	48.0	-	96	50.00%	616.5
February 1986	24:6	65.0	59.0	-	113	52.21%	632.5
March 1986	24:7	64.0	76.0	-	134	56.72%	679.6
April 1986	24:8	64.0	64.0	-	129	49.61%	718.2
May 1986	24:9	70.0	94.0	-	172	54.65%	693.7
Summer 1986	24:10	74.0	70.0	-	137	51.09%	722.7
September 1986	25:1	80.0	100.0	-	166	60.24%	736.3
October 1986	25:2	76.0	88.0	-	164	53.66%	703.5
November 1986	25:3	76.0	92.0	-	188	48.94%	742.1
December 1986	25:4	76.0	74.0	-	136	54.41%	754.7
January 1987	25:5	76.0	66.0	-	129	51.16%	736.8
February 1987	25:6	76.0	68.0	-	135	50.37%	822.2
March 1987	25:7	74.0	86.0	-	155	55.48%	849.2
April 1987	25:8	76.0	84.0	-	168	50.00%	859.5
May 1987	25:9	76.0	104.0	-	193	53.89%	849.5
Summer 1987	25:10	78.0	74.0	-	144	51.39%	862.4
September 1987	26:1	82.0	86.0	-	157	54.78%	970.1
October 1987	26:2	76.0	84.0	-	167	50.30%	946.4
November 1987	26:3	74.0	94.0	-	184	51.09%	732.2
December 1987	26:4	78.0	66.0	-	128	51.56%	678.4
January 1988	26:5	76.0	68.0	-	138	49.28%	714.3
February 1988	26:6	91.0	81.0	-	159	50.94%	731.4
March 1988	26:7	80.0	88.0	-	170	51.76%	769.8
April 1988	26:8	78.0	94.0	-	181	51.93%	750.9
May 1988	26:9	80.0	96.0	-	184	52.17%	754.9
Summer 1988	26:10	81.3	86.8	-	154	56.33%	754.3

Date	Issue	content pages	ad pages	blank pages	number of ads	average ad size	Dow Jones CI
September 1988	27:1	78.0	94.0	-	173	54.34%	761.1
October 1988	27:2	80.0	112.0	-	195	57.44%	795.5
November 1988	27:3	78.0	106.0	-	200	53.00%	811.4
December 1988	27:4	78.0	82.0	-	148	55.41%	805.6
January 1989	27:5	82.0	66.0	-	129	51.16%	825.9
February 1989	27:6	80.0	90.0	-	155	58.06%	891.1
March 1989	27:7	76.0	98.0	-	174	56.32%	862.9
April 1989	27:8	82.0	126.0	-	216	58.33%	873.6
May 1989	27:9	78.0	110.0	-	198	55.56%	926.1
Summer 1989	27:10	79.0	101.0	-	182	55.49%	946.6
September 1989	28:1	78.0	100.0	-	183	54.64%	1,099.9
October 1989	28:2	84.0	124.0	-	210	59.05%	1,075.5
November 1989	28:3	80.0	108.0	-	196	55.10%	1,007.8
December 1989	28:4	78.0	98.0	-	172	56.98%	1,016.4
January 1990	28:5	79.0	97.0	-	171	56.73%	1,035.1
February 1990	28:6	78.0	98.0	-	180	54.44%	959.5
March 1990	28:7	75.0	115.0	-	190	60.53%	986.1
April 1990	28:8	85.0	129.0	-	215	60.00%	1,012.1
May 1990	28:9	90.0	152.0	-	252	60.32%	979.7
Summer 1990	28:10	89.0	113.0	-	196	57.65%	1,040.2
September 1990	29:1	81.0	113.0	-	192	58.85%	903.8
October 1990	29:2	87.0	125.0	-	214	58.41%	858.1
November 1990	29:3	83.0	115.0	-	205	56.10%	862.5
December 1990	29:4	81.0	93.0	-	161	57.76%	892.8
January 1991	29:5	81.0	77.0	-	134	57.46%	920.6
February 1991	29:6	81.0	77.0	-	138	55.80%	981.5
March 1991	29:7	81.0	85.0	-	144	59.03%	1,031.4
April 1991	29:8	75.0	85.0	-	143	59.44%	1,035.0
May 1991	29:9	77.0	109.0	-	169	64.50%	1,033.5
Summer 1991	29:10	77.0	69.0	-	119	57.98%	1,085.8

Date	Issue	content pages	ad pages	blank pages	number of ads	average ad size	Dow Jones CI
September 1991	30:1	82.0	94.0	-	143	65.73%	1,082.1
October 1991	30:2	78.0	82.0	-	135	60.74%	1,074.9
November 1991	30:3	78.0	90.0	-	143	62.94%	1,110.2
December 1991	30:4	78.0	62.0	-	99	62.63%	1,048.9
January 1992	30:5	78.0	58.0	-	90	64.44%	1,156.8
February 1992	30:6	78.0	74.0	-	112	66.07%	1,155.5
March 1992	30:7	74.0	74.0	-	120	61.67%	1,179.4
April 1992	30:8	66.0	66.0	-	104	63.46%	1,161.8
May 1992	30:9	66.0	82.0	-	129	63.57%	1,188.6
Summer 1992	30:10	66.0	74.0	-	109	67.89%	1,197.1
September 1992	31:1	65.0	71.0	-	113	62.83%	1,134.6
October 1992	31:2	65.0	83.0	-	130	63.85%	1,153.5
November 1992	31:3	65.0	79.0	-	121	65.29%	1,164.0
December 1992	31:4	66.0	58.0	-	85	68.24%	1,194.9
January 1993	31:5	60.0	56.0	-	89	62.92%	1,204.6
February 1993	31:6	63.0	61.0	-	95	64.21%	1,225.9
March 1993	31:7	60.0	68.0	-	102	66.67%	1,252.1
April 1993	31:8	62.0	70.0	-	103	67.96%	1,279.3
May 1993	31:9	62.0	70.0	-	105	66.67%	1,281.9
Summer 1993	31:10	66.0	82.0	-	121	67.77%	1,296.8
September 1993	32:1	87.7	136.3	-	228	59.77%	1,358.6
October 1993	32:2	73.0	63.0	-	92	68.48%	1,324.5
November 1993	32:3	68.0	80.0	-	125	64.00%	1,367.1
December 1993	32:4	70.0	50.0	-	77	64.94%	1,362.6
January 1994	32:5	66.7	55.3	-	83	66.66%	1,381.0
February 1994	32:6	63.0	53.0	-	72	73.61%	1,447.1
March 1994	32:7	62.0	62.0	-	92	67.39%	1,380.6
April 1994	32:8	65.0	75.0	-	116	64.66%	1,297.8
May 1994	32:9	65.5	66.5	-	99	67.17%	1,315.9
Summer 1994	32:10	82.5	73.5	-	127	57.87%	1,310.9

Date	Issue	content pages	ad pages	blank pages	number of ads	average ad size	Dow Jones CI
September 1994	33:1	64.0	68.0	-	111	61.26%	1,346.7
October 1994	33:2	63.0	69.0	-	108	63.89%	1,285.8
November 1994	33:3	75.0	77.0	-	128	60.16%	1,307.3
December 1994	33:4	66.0	46.0	-	67	68.66%	1,251.7
January 1995	33:5	62.8	53.3	-	85	62.65%	1,274.4
February 1995	33:6	65.5	54.5	-	86	63.37%	1,297.5
March 1995	33:7	65.0	59.0	-	94	62.77%	1,356.7
April 1995	33:8	64.0	68.0	-	106	64.15%	1,388.5
May 1995	33:9	64.7	75.3	-	119	63.30%	1,438.8
Summer 1995	33:10	82.8	95.2	-	157	60.62%	1,470.3
September 1995	34:1	67.8	64.2	-	97	66.16%	1,558.1
October 1995	34:2	69.8	62.2	-	99	62.80%	1,616.8
November 1995	34:3	70.7	93.3	-	156	59.83%	1,605.9
December 1995	34:4	66.8	49.3	-	77	63.96%	1,702.0
January 1996	34:5	62.5	53.5	-	90	59.44%	1,693.2
February 1996	34:6	57.0	59.0	-	96	61.46%	1,739.8
March 1996	34:7	64.0	60.0	-	98	61.22%	1,774.2
April 1996	34:8	59.0	73.0	-	116	62.93%	1,814.2
May 1996	34:9	60.7	71.3	-	118	60.45%	1,823.0
Summer 1996	34:10	64.5	79.5	-	128	62.11%	1,842.4
September 1996	35:1	67.0	81.0	-	123	65.85%	1,796.3
October 1996	35:2	64.5	79.5	-	129	61.63%	1,858.1
November 1996	35:3	60.0	72.0	-	112	64.29%	1,909.7
December 1996	35:4	53.0	71.0	-	117	60.68%	2,051.8
January 1997	35:5	58.0	50.0	-	81	61.73%	2,025.8
February 1997	35:6	65.0	51.0	-	90	56.67%	2,112.3
March 1997	35:7	67.0	57.0	-	94	60.64%	2,117.5
April 1997	35:8	56.0	64.0	-	109	58.72%	2,061.5
May 1997	35:9	72.0	76.0	-	125	60.80%	2,191.4
Summer 1997	35:10	71.5	100.5	-	164	61.28%	2,284.1


Date	Issue	content pages	ad pages	blank pages	number of ads	average ad size	Dow Jones CI
September 1997	36:1	77.5	90.5	-	143	63.29%	2,397.3
October 1997	36:2	59.8	68.3	-	114	59.87%	2,539.5
November 1997	36:3	57.8	96.2	-	148	64.98%	2,446.7
December 1997	36:4	67.5	72.5	-	122	59.43%	2,555.6
January 1998	36:5	52.7	63.3	-	94	67.37%	2,607.4
February 1998	36:6	52.7	63.3	-	94	67.37%	2,604.8
March 1998	36:7	52.0	76.0	-	123	61.79%	2,746.3
April 1998	36:8	63.5	82.5	-	134	61.57%	2,863.9
May 1998	36:9	76.0	96.0	-	157	61.15%	2,892.3
Summer 1998	36:10	67.5	96.5	-	143	67.48%	2,824.6
September 1998	37:1	76.9	107.1	-	169	63.36%	2,432.3
October 1998	37:2	61.8	86.3	-	143	60.31%	2,510.7
November 1998	37:3	55.8	96.3	-	160	60.16%	2,692.3
December 1998	37:4	62.0	94.0	-	147	63.95%	2,821.5
January 1999	37:5	73.5	70.5	-	104	67.79%	2,870.8
February 1999	37:6	53.0	71.0	-	100	71.00%	2,899.3
March 1999	37:7	51.5	88.5	-	135	65.56%	2,876.1
April 1999	37:8	57.9	98.1	-	159	61.69%	2,981.1
May 1999	37:9	84.5	115.5	-	181	63.81%	3,270.4
Summer 1999	37:10	65.0	119.0	-	179	66.48%	3,215.1
September 1999	38:1	73.3	130.8	-	199	65.70%	3,168.4
October 1999	38:2	66.8	109.2	-	179	60.99%	3,013.0
November 1999	38:3	52.3	123.7	-	181	68.35%	3,130.2
December 1999	38:4	55.3	120.7	-	180	67.04%	3,083.5
January 2000	38:5	66.0	82.0	-	127	64.57%	3,214.4
February 2000	38:6	53.0	87.0	-	128	67.97%	3,086.1
March 2000	38:7	57.0	99.0	-	150	66.00%	2,853.1
April 2000	38:8	61.1	110.9	-	168	66.02%	3,081.2
May 2000	38:9	66.3	137.7	-	206	66.83%	3,107.7
Summer 2000	38:10	74.7	145.3	-	230	63.17%	3,058.1


Date	Issue	content pages	ad pages	blank pages	number of ads	average ad size	Dow Jones CI
September 2000	39:1	72.0	140.0	-	203	68.97%	3,249.8
October 2000	39:2	55.0	117.0	-	180	65.00%	3,174.0
November 2000	39:3	59.0	137.0	-	201	68.16%	3,269.1
December 2000	39:4	59.0	121.0	-	184	65.76%	3,165.2
January 2001	39:5	74.0	98.0	-	131	74.81%	3,317.4
February 2001	39:6	65.0	119.0	-	169	70.41%	3,295.8
March 2001	39:7	58.3	105.7	-	157	67.30%	3,211.2
April 2001	39:8	59.8	112.2	-	165	67.98%	3,060.0
May 2001	39:9	87.0	121.0	-	187	64.71%	3,249.1
Summer 2001	39:10	74.0	154.0	-	224	68.75%	3,302.2
September 2001	40:1	85.0	151.0	-	209	72.25%	3,009.2
October 2001	40:2	66.0	122.0	-	180	67.78%	2,599.5
November 2001	40:3	69.3	110.7	-	155	71.39%	2,625.2
December 2001	40:4	55.0	93.0	-	147	63.27%	2,807.5
January 2002	40:5	88.9	83.1	-	119	69.85%	2,892.2
February 2002	40:6	61.0	103.0	-	148	69.59%	2,896.4
March 2002	40:7	66.5	105.5	-	149	70.81%	2,918.5
April 2002	40:8	63.0	109.0	-	162	67.28%	3,045.9
May 2002	40:9	85.9	126.1	-	187	67.41%	2,918.8
Summer 2002	40:10	73.0	139.0	-	193	72.02%	2,891.1
September 2002	41:1	89.0	155.0	-	216	71.76%	2,473.1
October 2002	41:2	62.7	125.3	-	184	68.11%	2,212.1
November 2002	41:3	72.7	155.3	-	206	75.40%	2,339.3
December 2002	41:4	59.0	113.0	-	161	70.19%	2,457.0
January 2003	41:5	73.9	94.1	-	131	71.80%	2,375.0
February 2003	41:6	71.0	101.0	-	142	71.13%	2,278.2
March 2003	41:7	118.7	173.3	-	240	72.22%	2,200.4
April 2003	41:8	113.7	146.3	-	207	70.69%	2,257.9
May 2003	41:9	80.5	119.5	-	172	69.48%	2,442.7
Summer 2003	41:10	73.0	155.0	-	216	71.76%	2,563.3


Date	Issue	content pages	ad pages	blank pages	number of ads	average ad size	Dow Jones CI
September 2003	42:1	103.0	169.0	-	236	71.61%	2,695.1
October 2003	42:2	82.3	121.7	-	171	71.15%	2,691.4
November 2003	42:3	75.0	153.0	-	200	76.50%	2,843.2
December 2003	42:4	60.0	116.0	-	172	67.44%	2,837.8
January 2004	42:5	86.0	102.0	-	145	70.34%	3,000.8
February 2004	42:6	77.5	98.5	-	137	71.90%	2,984.3
March 2004	42:7	67.7	152.3	-	208	73.24%	3,016.1
April 2004	42:8	68.7	123.3	-	168	73.41%	2,984.5
May 2004	42:9	87.0	153.0	-	201	76.12%	2,945.9
Summer 2004	42:10	90.0	210.0	-	284	73.94%	2,959.9
September 2004	43:1	114.3	197.7	-	266	74.31%	3,027.6
October 2004	43:2	112.7	207.3	-	279	74.31%	3,058.5
November 2004	43:3	105.7	158.3	-	213	74.33%	3,152.2
December 2004	43:4	94.0	138.0	-	204	67.65%	3,283.7
January 2005	43:5	88.0	120.0	-	156	76.92%	3,395.8
February 2005	43:6	78.0	134.0	-	172	77.91%	3,311.2
March 2005	43:7	77.5	190.5	-	244	78.07%	3,408.1
April 2005	43:8	70.5	149.5	-	202	74.01%	3,373.2
May 2005	43:9	87.0	185.0	-	240	77.08%	3,270.3
Summer 2005	43:10	101.0	275.0	-	349	78.80%	3,349.2
September 2005	44:1	108.5	247.5	-	330	75.00%	3,457.2
October 2005	44:2	86.0	218.0	-	279	78.14%	3,538.9
November 2005	44:3	75.5	224.5	-	291	77.15%	3,479.2
December 2005	44:4	99.5	216.5	-	290	74.66%	3,618.0
January 2006	44:5	98.0	162.0	-	210	77.14%	3,638.1
February 2006	44:6	78.0	166.0	-	216	76.85%	3,726.5
March 2006	44:7	84.0	244.0	-	302	80.79%	3,764.6
April 2006	44:8	79.7	204.3	-	267	76.53%	3,776.5
May 2006	44:9	104.8	219.2	-	271	80.87%	3,860.4
Summer 2006	44:10	89.2	314.8	-	390	80.73%	3,846.6

Date	Issue	content pages	ad pages	blank pages	number of ads	average ad size	Dow Jones CI
September 2006	45:1	112.0	306.0	-	380	80.53%	3,843.7
October 2006	45:2	83.5	224.5	-	280	80.18%	3,911.2
November 2006	45:3	89.5	254.5	-	318	80.03%	4,088.0
December 2006	45:4	104.0	252.0	-	324	77.78%	4,125.5
January 2007	45:5	107.7	182.3	-	228	79.97%	4,121.0
February 2007	45:6	107.5	246.5	-	299	82.44%	4,239.6
March 2007	45:7	107.5	244.5	-	297	82.32%	4,213.7
April 2007	45:8	80.8	223.3	-	281	79.45%	4,252.5
May 2007	45:9	121.5	282.5	-	333	84.83%	4,464.9
Summer 2007	45:10	144.0	400.0	-	465	86.02%	4,630.8
September 2007	46:1	149.7	364.3	-	435	83.75%	4,404.2
October 2007	46:2	112.7	303.3	-	362	83.79%	4,510.9
November 2007	46:3	109.0	301.0	-	344	87.50%	4,598.6
December 2007	46:4	120.5	273.5	-	330	82.88%	4,436.3
January 2008	46:5	115.0	201.0	-	233	86.27%	4,394.1
February 2008	46:6	105.5	218.5	-	258	84.69%	4,290.7
March 2008	46:7	108.7	287.3	-	334	86.03%	4,129.0
April 2008	46:8	135.5	268.5	-	312	86.06%	4,196.9
May 2008	46:9	142.0	278.0	-	322	86.34%	4,451.2
Summer 2008	46:10	145.0	339.0	-	401	84.54%	4,514.4
September 2008	47:1	136.7	363.3	-	423	85.89%	4,162.0
October 2008	47:2	116.8	303.2	-	352	86.13%	3,829.0
November 2008	47:3	114.3	269.7	-	311	86.71%	3,286.5
December 2008	47:4	142.5	193.5	-	228	84.87%	3,108.1
January 2009	47:5	105.0	139.0	-	165	84.24%	3,086.1
February 2009	47:6	88.5	139.5	-	164	85.06%	2,798.5
March 2009	47:7	94.0	182.0	-	212	85.85%	2,434.7
April 2009	47:8	87.3	132.8	-	153	86.76%	2,587.2
May 2009	47:9	122.3	149.8	-	186	80.51%	2,814.3
Summer 2009	47:10	118.5	257.5	-	304	84.70%	2,898.6

Date	Issue	content pages	ad pages	blank pages	number of ads	average ad size	Dow Jones CI
September 2009	48:1	125.8	206.2	-	239	86.27%	3,248.9
October 2009	48:2	118.5	155.5	-	187	83.16%	3,327.9
November 2009	48:3	107.7	168.3	-	195	86.32%	3,256.1
December 2009	48:4	131.0	139.0	-	169	82.25%	3,426.9
January 2010	48:5	107.0	127.0	-	145	87.59%	3,566.7
February 2010	48:6	90.5	143.5	-	167	85.93%	3,417.1
March 2010	48:7	97.5	186.5	-	212	87.97%	3,504.7
April 2010	48:8	90.7	141.3	-	164	86.18%	3,665.2
May 2010	48:9	102.3	181.8	-	200	90.88%	3,794.6
Summer 2010	48:10	133.0	263.0	-	299	87.96%	3,509.4
September 2010	49:1						
October 2010	49:2						
November 2010	49:3						
December 2010	49:4						
January 2011	49:5						
February 2011	49:6						
March 2011	49:7						
April 2011	49:8						
May 2011	49:9						
Summer 2011	49:10						
September 2011	50:1						
October 2011	50:2						
November 2011	50:3						
December 2011	50:4						
January 2012	50:5						
February 2012	50:6						
March 2012	50:7						
April 2012	50:8						
May 2012	50:9						
Summer 2012	50:10						

 Dow Jones
Composite Index

 Advertisement

 Content